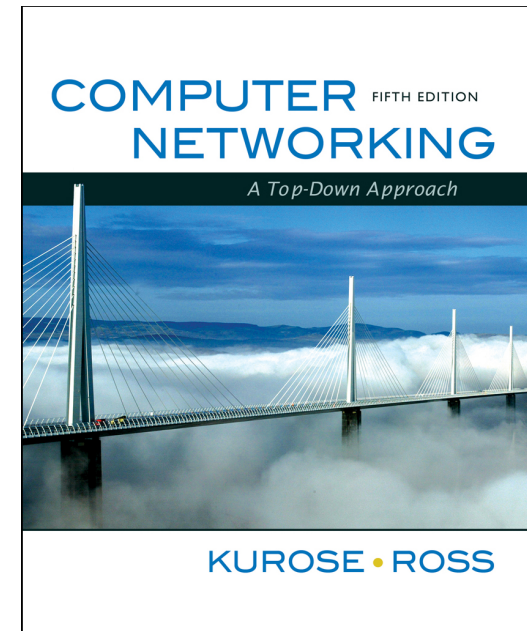


Chapter 3

Transport Layer



A note on the use of these ppt slides:

We're making these slides freely available to all (faculty, students, readers). They're in PowerPoint form so you can add, modify, and delete slides (including this one) and slide content to suit your needs. They obviously represent a *lot* of work on our part. In return for use, we only ask the following:

- ❖ If you use these slides (e.g., in a class) in substantially unaltered form, that you mention their source (after all, we'd like people to use our book!)
- ❖ If you post any slides in substantially unaltered form on a www site, that you note that they are adapted from (or perhaps identical to) our slides, and note our copyright of this material.

Thanks and enjoy! JFK/KWR

All material copyright 1996-2010
J.F Kurose and K.W. Ross, All Rights Reserved

*Computer Networking:
A Top Down Approach
5th edition.
Jim Kurose, Keith Ross
Addison-Wesley, April
2009.*

Chapter 3: Transport Layer

Our goals:

- ❖ understand principles behind transport layer services:
 - multiplexing/demultiplexing
 - reliable data transfer
 - flow control
 - congestion control
- ❖ learn about transport layer protocols in the Internet:
 - UDP: connectionless transport
 - TCP: connection-oriented transport
 - TCP congestion control

Chapter 3 outline

3.1 Transport-layer services

3.2 Multiplexing and demultiplexing

3.3 Connectionless transport: UDP

3.4 Principles of reliable data transfer

3.5 Connection-oriented transport: TCP

- segment structure
- reliable data transfer
- flow control
- connection management

3.6 Principles of congestion control

3.7 TCP congestion control

UDP: User Datagram Protocol [RFC 768]

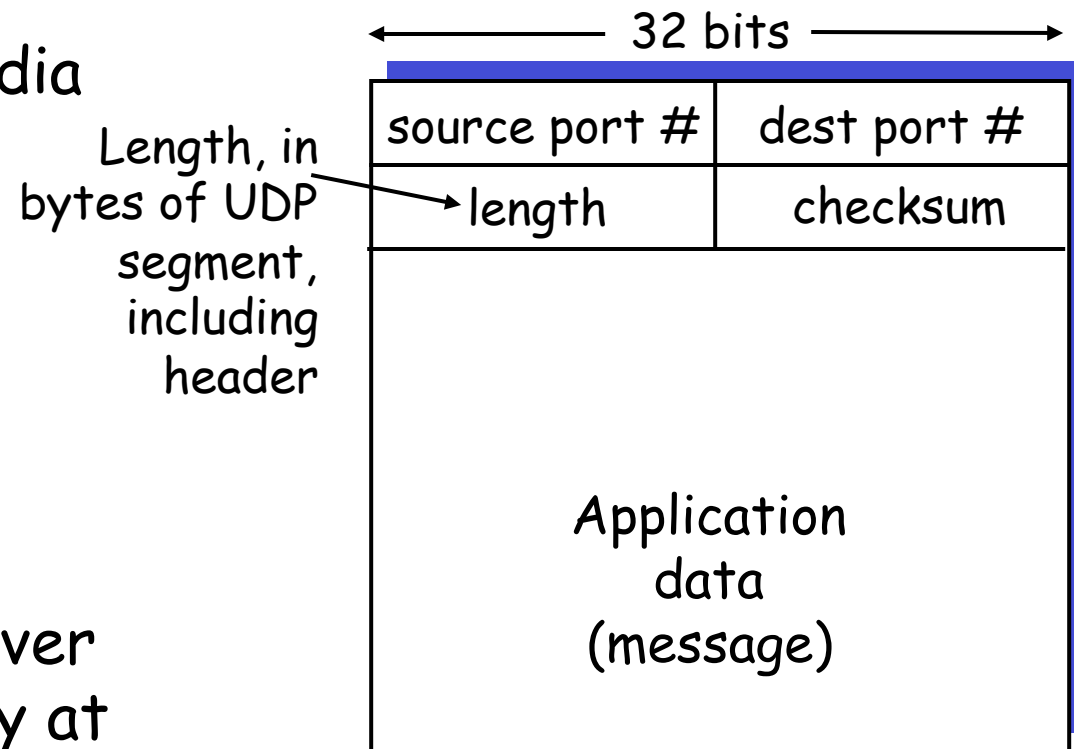
- ❖ “no frills,” “bare bones” Internet transport protocol
- ❖ “best effort” service, UDP segments may be:
 - lost
 - delivered out of order to app
- ❖ *connectionless*:
 - no handshaking between UDP sender, receiver
 - each UDP segment handled independently of others

Why is there a UDP?

- ❖ no connection establishment (which can add delay)
- ❖ simple: no connection state at sender, receiver
- ❖ small segment header
- ❖ no congestion control: UDP can blast away as fast as desired

UDP: more

- ❖ often used for streaming multimedia apps
 - loss tolerant
 - rate sensitive
- ❖ other UDP uses
 - DNS
 - SNMP
- ❖ reliable transfer over UDP: add reliability at application layer
 - application-specific error recovery!



UDP segment format

UDP checksum

Goal: detect “errors” (e.g., flipped bits) in transmitted segment

Sender:

- ❖ treat segment contents as sequence of 16-bit integers
- ❖ checksum: addition (1's complement sum) of segment contents
- ❖ sender puts checksum value into UDP checksum field

Receiver:

- ❖ compute checksum of received segment
 - ❖ check if computed checksum equals checksum field value:
 - NO - error detected
 - YES - no error detected.
But maybe errors nonetheless? More later
-

Internet Checksum Example

- ❖ Note: when adding numbers, a carryout from the most significant bit needs to be added to the result
- ❖ Example: add two 16-bit integers

		1	1	1	0	0	1	1	0	0	1	1	0	0	1	1	0
		1	1	0	1	0	1	0	1	0	1	0	1	0	1	0	1
		<hr/>															
wraparound	1	1	0	1	1	1	0	1	1	1	0	1	1	1	0	1	1
		<hr/>															
sum		1	0	1	1	1	0	1	1	1	0	1	1	1	1	0	0
checksum		0	1	0	0	0	1	0	0	0	1	0	0	0	0	1	1

Chapter 3 outline

3.1 Transport-layer services

3.2 Multiplexing and demultiplexing

3.3 Connectionless transport: UDP

3.4 Principles of reliable data transfer

- Bit error: Ack, seq.#
- Loss: Time out
- Pipelining
- Selective Repeat

3.5 Connection-oriented transport: TCP

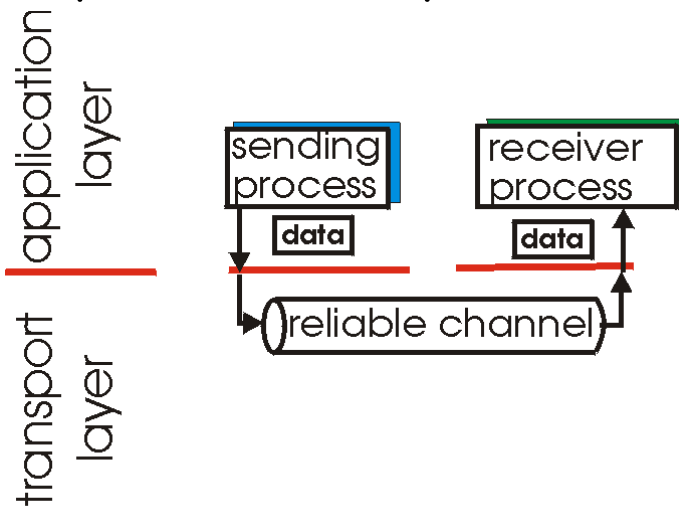
- segment structure
- reliable data transfer
- flow control
- connection management

3.6 Principles of congestion control

3.7 TCP congestion control

Principles of Reliable data transfer

- ❖ important in app., transport, link layers
- ❖ top-10 list of important networking topics!

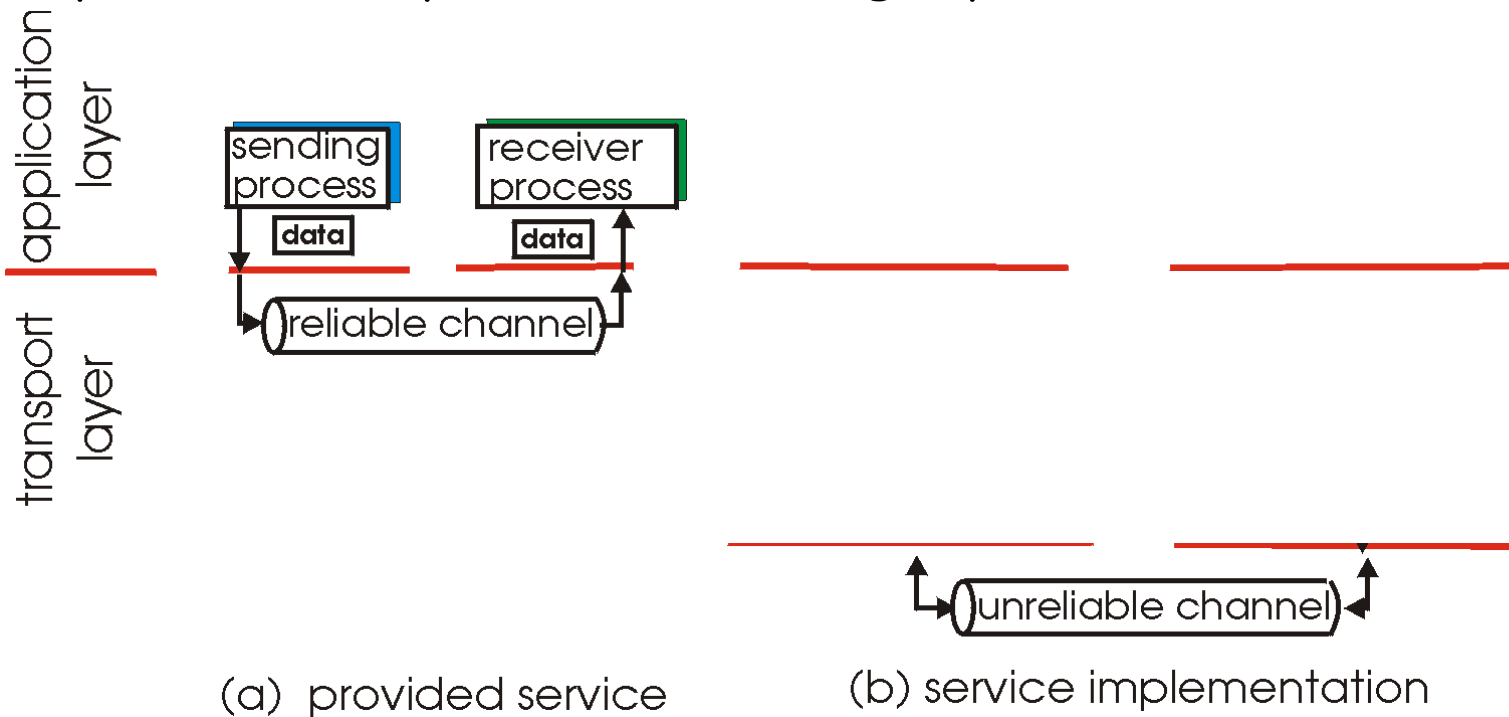


(a) provided service

- ❖ characteristics of unreliable channel will determine complexity of reliable data transfer protocol (rdt)

Principles of Reliable data transfer

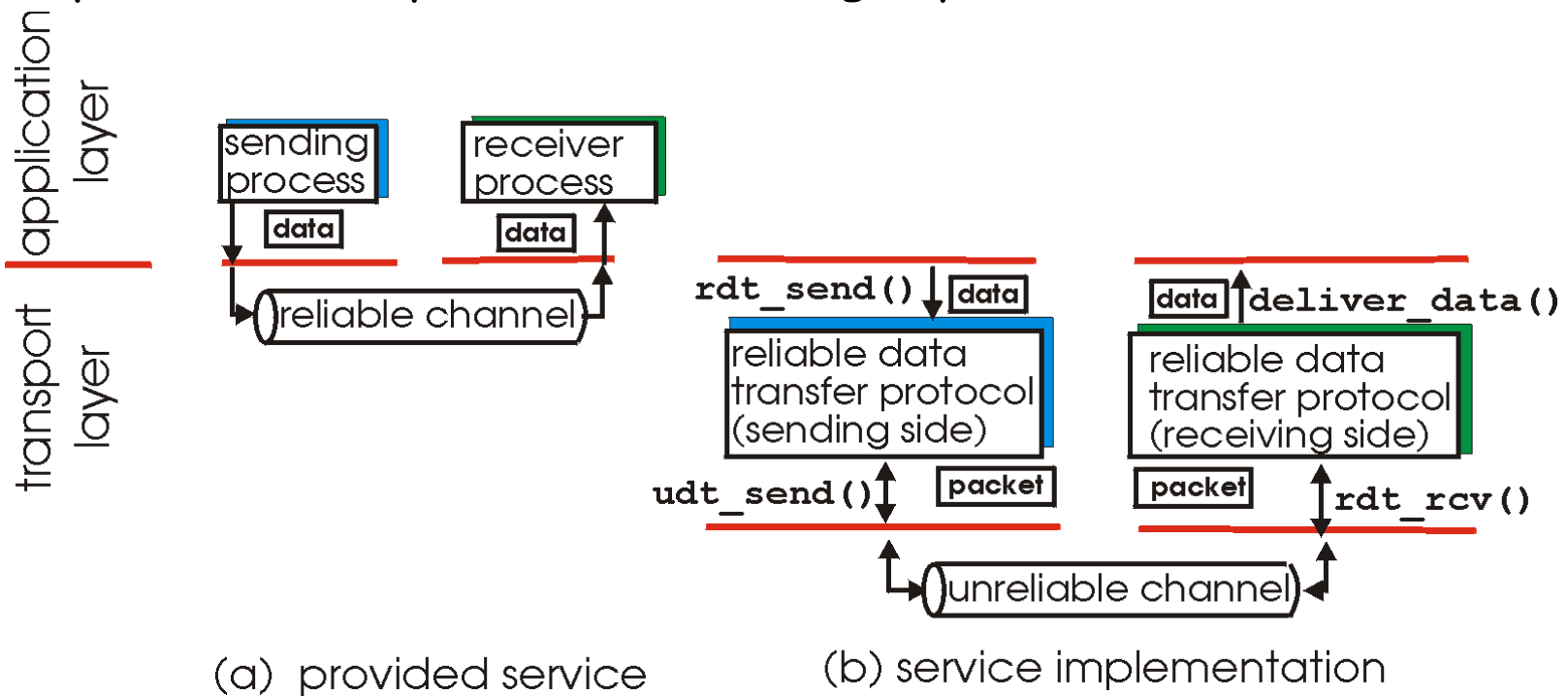
- ❖ important in app., transport, link layers
- ❖ top-10 list of important networking topics!



- ❖ characteristics of unreliable channel will determine complexity of reliable data transfer protocol (rdt)

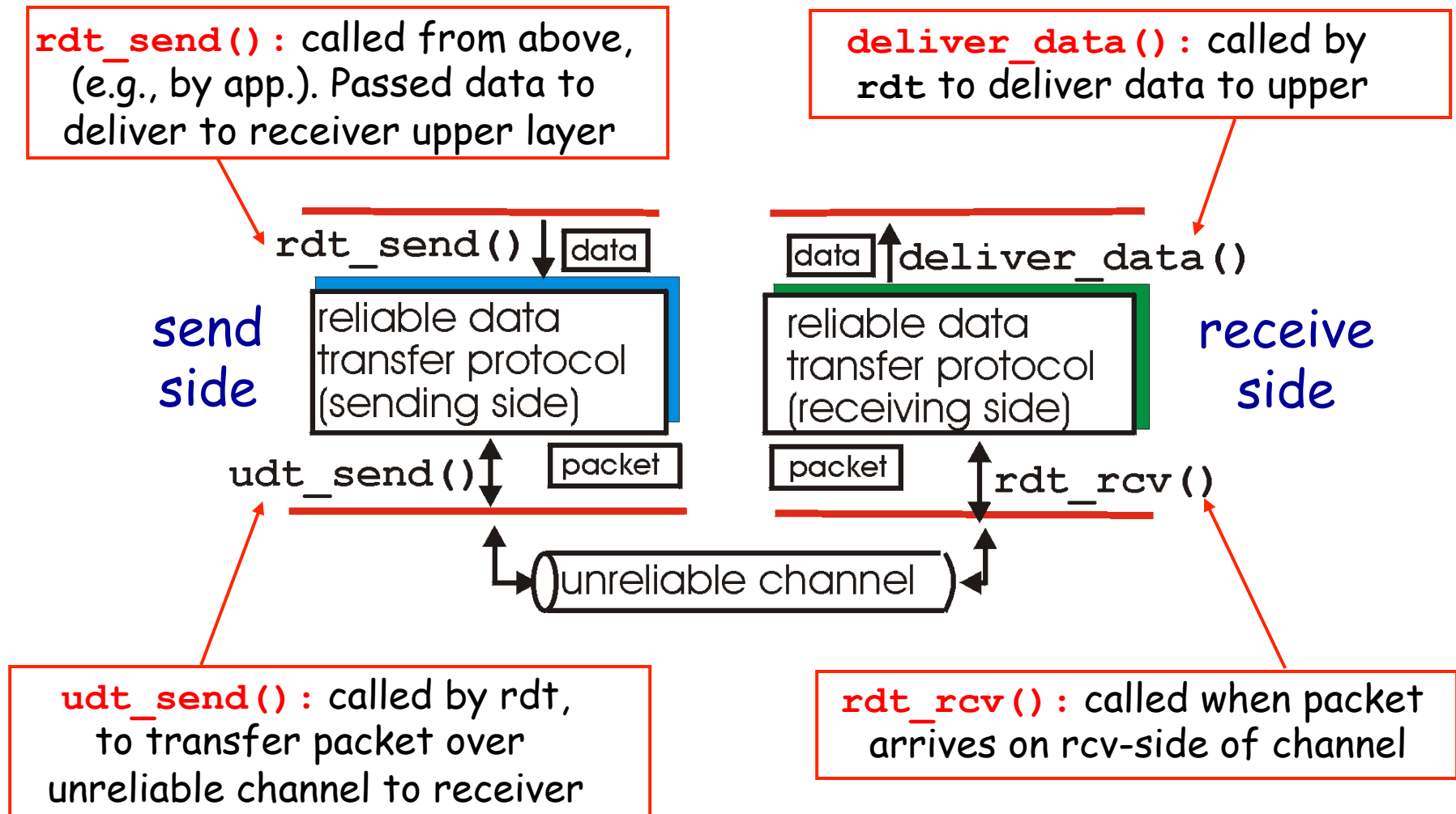
Principles of Reliable data transfer

- ❖ important in app., transport, link layers
- ❖ top-10 list of important networking topics!



- ❖ characteristics of unreliable channel will determine complexity of reliable data transfer protocol (rdt)

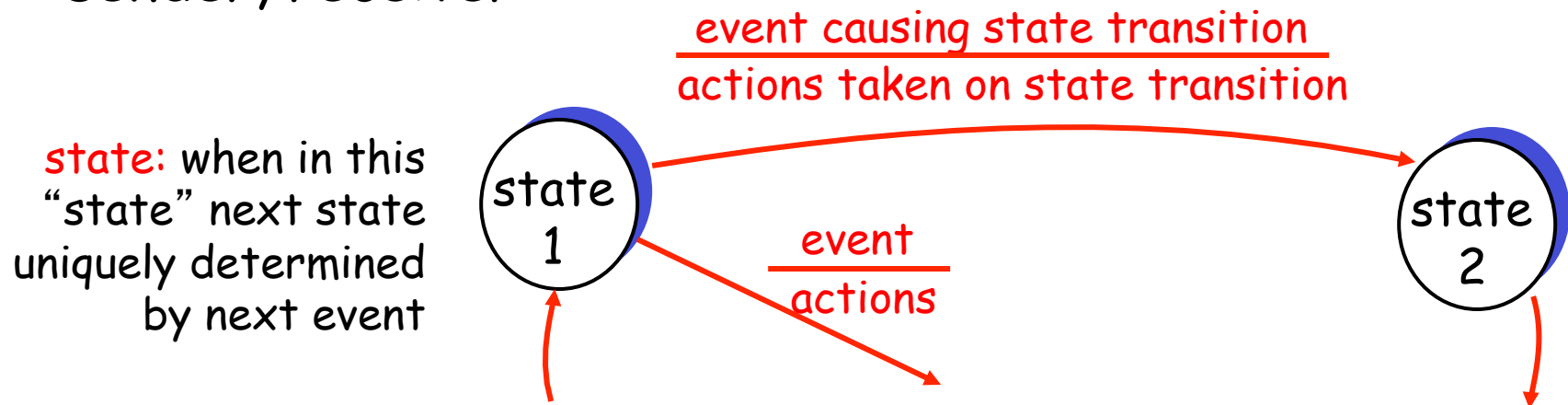
Reliable data transfer: getting started



Reliable data transfer: getting started

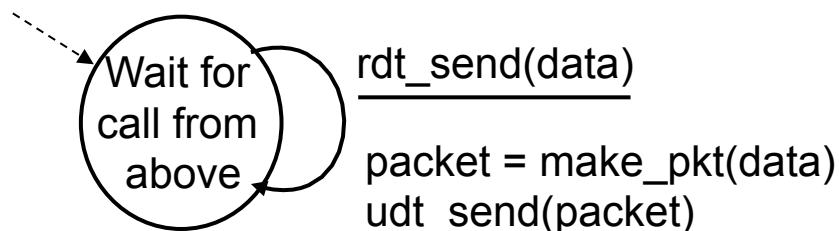
We'll:

- ❖ incrementally develop sender, receiver sides of reliable data transfer protocol (rdt)
- ❖ consider only unidirectional data transfer
 - but control info will flow on both directions!
- ❖ use finite state machines (FSM) to specify sender, receiver

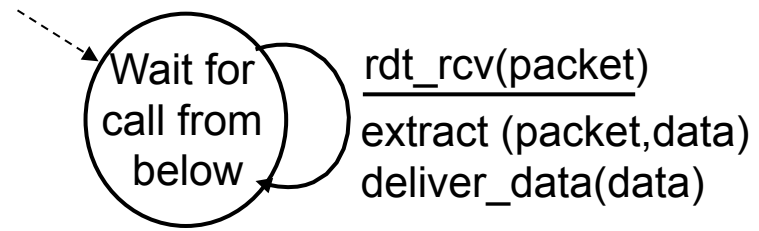


Rdt1.0: reliable transfer over a reliable channel

- ❖ underlying channel perfectly reliable
 - no bit errors
 - no loss of packets
- ❖ separate FSMs for sender, receiver:
 - sender sends data into underlying channel
 - receiver read data from underlying channel



sender



receiver

Chapter 3 outline

3.1 Transport-layer services

3.2 Multiplexing and demultiplexing

3.3 Connectionless transport: UDP

3.4 Principles of reliable data transfer

- Bit error: Ack, seq.#
- Loss: Time out
- Pipelining
- Selective Repeat

3.5 Connection-oriented transport: TCP

- segment structure
- reliable data transfer
- flow control
- connection management

3.6 Principles of congestion control

3.7 TCP congestion control

Rdt2.0: channel with bit errors

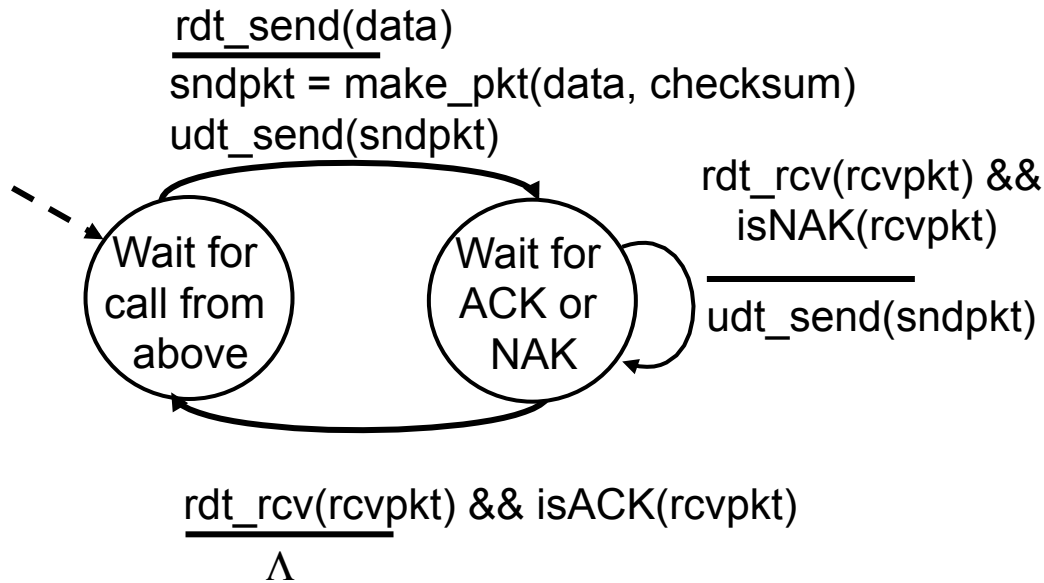
- ❖ underlying channel may flip bits in packet
 - checksum to detect bit errors
- ❖ *the question: how to recover from errors:*

*How do humans recover from “errors”
during conversation?*

Rdt2.0: channel with bit errors

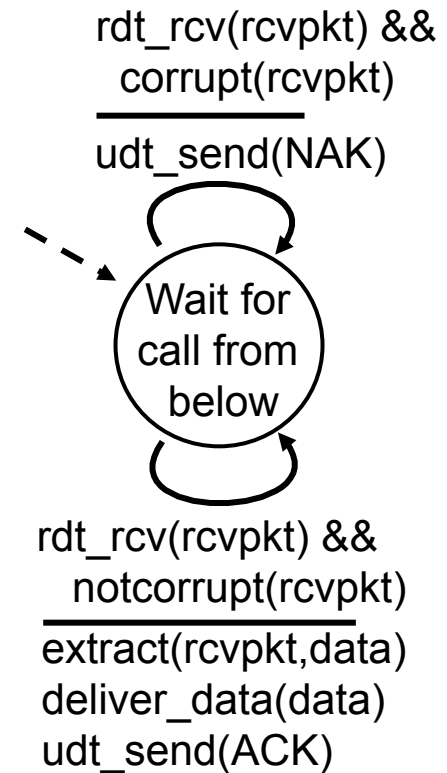
- ❖ underlying channel may flip bits in packet
 - checksum to detect bit errors
- ❖ *the question: how to recover from errors:*
 - *acknowledgements (ACKs):* receiver explicitly tells sender that pkt received OK
 - *negative acknowledgements (NAKs):* receiver explicitly tells sender that pkt had errors
 - sender retransmits pkt on receipt of NAK
- ❖ new mechanisms in rdt2.0 (beyond rdt1.0):
 - error detection
 - receiver feedback: control msgs (ACK,NAK) rcvr->sender

rdt2.0: FSM specification

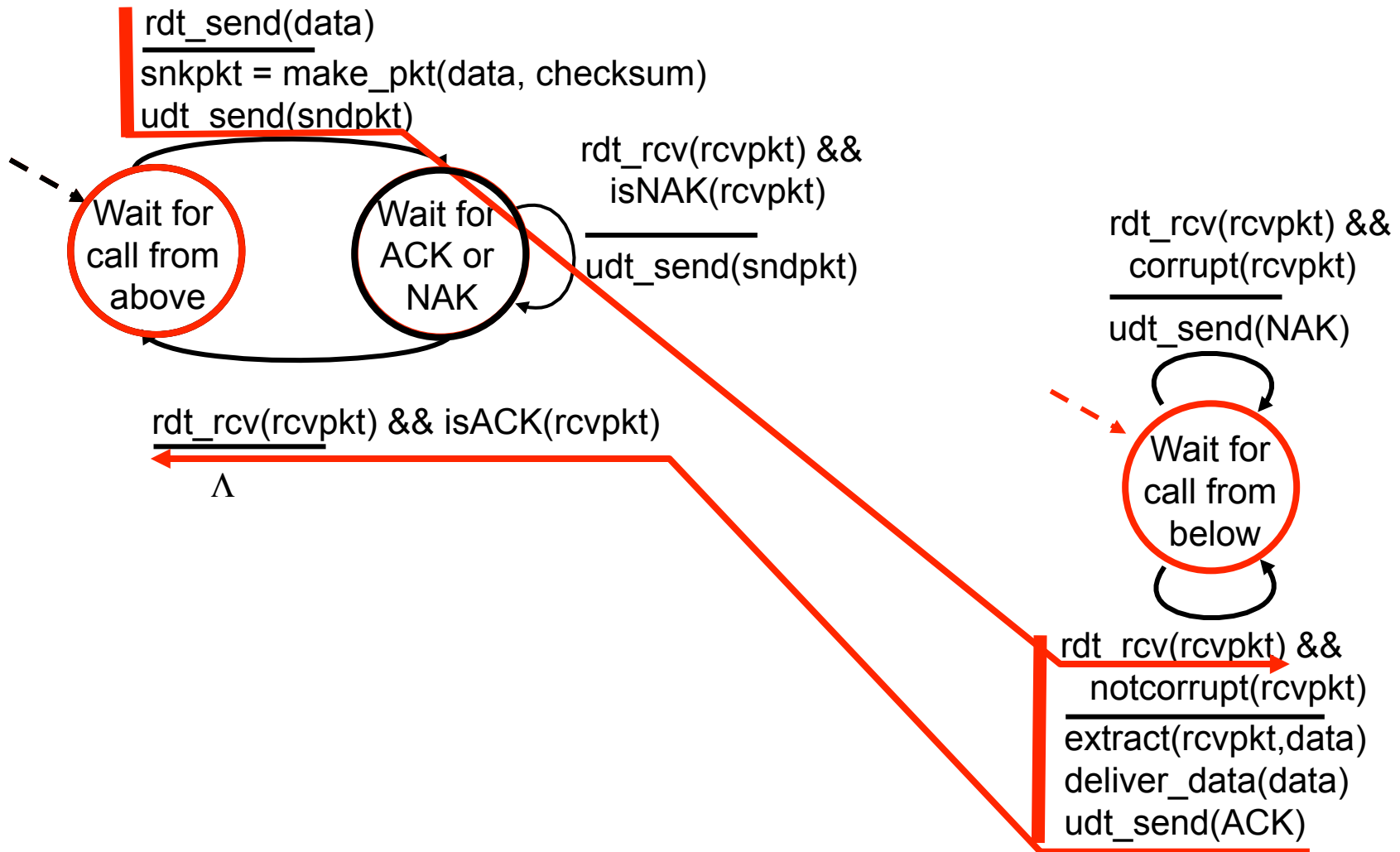


sender

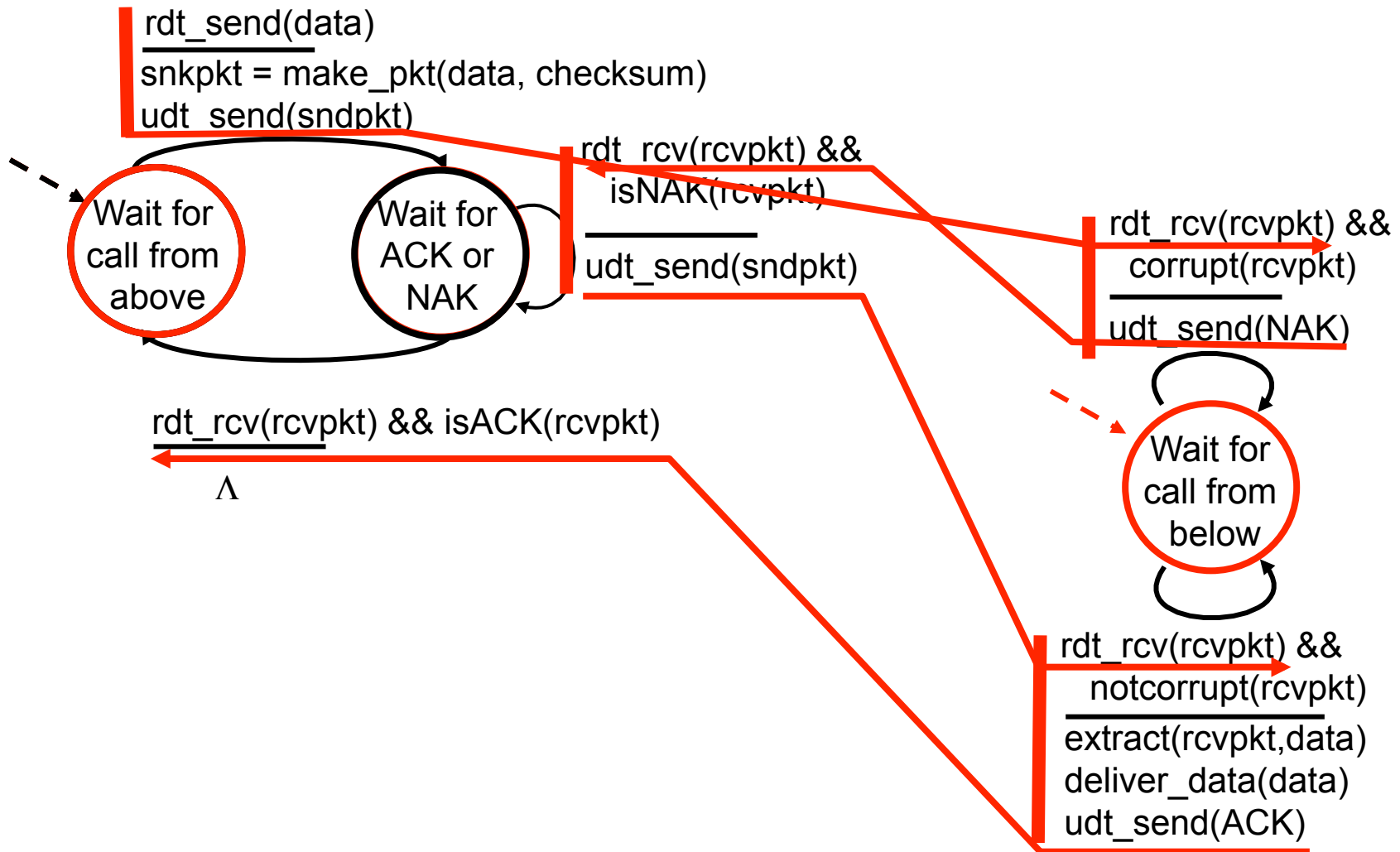
receiver



rdt2.0: operation with no errors



rdt2.0: error scenario



rdt2.0 has a fatal flaw!

rdt2.0 has a fatal flaw!

What happens if ACK/ NAK corrupted?

- ❖ sender doesn't know what happened at receiver!
- ❖ can't just retransmit: possible duplicate

Handling duplicates:

- ❖ sender retransmits current pkt if ACK/NAK garbled
- ❖ sender adds *sequence number* to each pkt
- ❖ receiver discards (doesn't deliver up) duplicate pkt

stop and wait

Sender sends one packet, then waits for receiver response